

INKA



Description

INKA aluminium installation trunking system is intended for mounting directly onto the wall or on brackets, on floor or desk level; some sizes also for flush mounting.

The range includes trunking with one or two compartments. The two-compartment trunking base is provided with an integrated and removable partition wall, pre-punched every 200 millimetres.






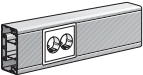


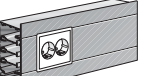

INKA trunking system is well suited for all types of applications, thanks to the broad range of form-pieces (internal and external corners, 90° bends and T-pieces) and accessories. The trunking base can be divided into compartments by cable shelves, which allows segregation of power and low voltage cables.

The standard INKA trunking is delivered in 2.5 m lengths, natural anodized or powder coated. Other lengths (max. 5.0 m) and/or colours are available on request.

Compatibility




INKA trunking are compatible with wiring devices CYB, outlet boxes MIB, front covers FCA, brackets TTA and accessories TTI.

Product Range, type INKA








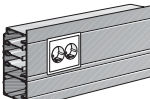

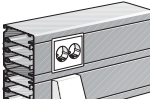
In the matrix: Type Art. No. Material/Finish	 P61397	 P61884	 P61439 P63661	 P61433 P63662 TTI-IH IH	 P61391 TTI-YH YH		
INKA-	Trunking base	Front cover	Internal corner	External corner	Bend, 90°		
152/52  L47820	INKA-U152 5519 080 AN 5519 082 AO 5519 084 AW	FCA-F80 5580 080 AN 5580 089 AO 5580 060 WN 5580 069 WR 5580 088 AW	INKA-IH152 5575 250 AN 5575 254 AO Adjustable TTI-IH100 5589 150 WR 5589 151 WR	INKA-LSU152 5575 260 AN 5575 262 AO Adjustable TTI-YH100 5589 500 WR 5589 501 WR 5589 502 GR	INKA-LSU152 5575 270 AN ↑ 5575 274 AW ↑		
101/72  L38890	INKA-U101 5504 000 AN 5504 002 AO 5504 003 AW	FCA-F80 5580 080 AN 5580 089 AO 5580 060 WN 5580 069 WR 5580 088 AW	INKA-IH101 5504 100 AN 5504 102 AO 5504 103 AW	INKA-YH101 5504 110 AN 5504 112 AO 5504 113 AW	INKA-LSU101 5504 120 AN ↑ 5504 123 AW ↑ INKA-LSN101 5504 133 AW ↓		
123/72  L38890	INKA-U123 5507 000 AN 5507 002 AO 5507 003 AW	FCA-F80 5580 080 AN 5580 089 AO 5580 060 WN 5580 069 WR 5580 088 AW	INKA-IH123 5507 100 AN 5507 102 AO 5507 103 AW Adjustable TTI-IH123 5589 170 WR 5589 171 WR	INKA-YH123 5507 110 AN 5507 112 AO 5507 113 AW Adjustable TTI-YH123 5589 520 WR 5589 521 WR 5589 522 GR	INKA-LS123 5507 120 AN 5507 122 AO 5507 123 AW		
123-4/72  L38890	INKA-U123-4 5506 310 AN 5506 319 AO 5506 318 AW	FCA-F80 5580 080 AN 5580 089 AO 5580 060 WN 5580 069 WR 5580 088 AW	INKA-IH123-4 5506 610 AN 5506 612 AO				
165W/52  L66080	INKA-U165W 5513 000 AN	FCA-F80 5580 080 AN 5580 089 AO 5580 060 WN 5580 069 WR 5580 088 AW	INKA-IH165W 5513 100 AN (excl. front covers)	INKA-YH165W 5513 110 AN (excl. front covers)	INKA-LS165W 5513 120 AN (excl. front covers)		

AN= Aluminium, Natural anodized
 AO= Aluminium, Optional powder coated
 WN= Aluminium, White powder coated
 AW= White NCS
 WR= White RAL
 GR= Grey

← = Left hand
 → = Right hand
 ↑ = Up, riser
 ↓ = Down, dropper





 P61437	 P61608	 P61738	 P61428 P61429	 P61404 P61405	 P61936 P61514	 P61752
T-piece	Stop end	Joint cover	Wall collar	Cable shelf	Cable clip	Joining piece
INKA-TSU152 5575 280 AN ↑ 5575 284 AW	INKA-ES152 5591 050 AN 5591 052 AO 5591 054 AW	TTI-US100 5590 000 AN 5590 002 AW 5590 003 AW	TTI-R2 100 5590 729 WR 5590 720 WN TTI-CR100 5594 510 WR 5594 511 WN	TTI-KH42 5590 310 TTI-KH252 5590 322	TTI-KL52 5590 346	INKA-SSA 5590 112
INKA-TSU101 5504 140 AN ↑	INKA-ES101 5504 170 AN 5504 172 AO 5504 173 AW INKA-ES101 5504 160 WN 5504 161 GR 5504 163 WR	TTI-US101 5590 030 AN 5590 032 AO 5590 033 AW	TTI-R2 101 5590 730 WN	TTI-KH72 5590 312 5590 314 TTI-KH272 5590 319	TTI-KHK 5590 340	INKA-SSA 5590 112
INKA-TS123 5507 140 AN 5507 142 AO 5507 143 AW	INKA-ES123 5507 170 AN 5507 172 AO 5507 173 AW INKA-ES123 5507 160 WN 5507 161 GR	TTI-US123 5590 035 AN 5590 039 AO 5590 036 AW 5590 040 AW 5590 041 AW	TTI-CR 123 5594 575 WR 5594 576 WN TTI-R2, R3 5590 740 WN	TTI-KH72 5590 312 5590 314 TTI-KH272 5590 319	TTI-KHK 5590 340	INKA-SSA 5590 112
	INKA-ESV123-4 5590 200 AN 5590 203 AO ← 5590 204 WN ← INKA-ESH123-4 5590 205 AN → 5590 208 AO → 5590 209 AW →			TTI-KH72 5590 312 5590 314 TTI-KH272 5590 319	TTI-KHK 5590 340	INKA-SSA 5590 112
INKA-TS165W 5513 130 AN (excl. front cover)	INKA-ES165W 5513 140 GR			TTI-KH252 5590 322	TTI-KL52 5590 346	INKA-SSA 5590 112

Product Range, type INKA

In the matrix: Type Art. No. Material/Finish	 P61444	 P61884	 P61883	 P61439	 P61433	 P61391	
INKA-	Trunking base	Front cover	Front cover	Internal corner	External corner	Bend, 90°	
161-2/72 	INKA-U161-2 5510 010 AN 5510 012 AO	FCA-F80 5580 080 AN 5580 089 AO 5580 088 AW 5580 060 WN 5580 069 WR	FCA-F40 5580 030 AN 5580 039 AO 5580 038 AW	INKA-IH161-2 5510 200 AN 5510 202 AO 5510 203 AW	INKA-YH161-2 5510 212 AO 5510 210 AN 5510 213 AW	INKA-LSU161-2 5510 220 AN ↑ 5510 222 AO ↑ 5510 223 AW ↑ INKA-LSN161-2 5510 230 AN ↓ 5510 233 AW	
161-2F/72 	INKA-U161-2F 5512 410 AN 5512 418 AW	FCA-F80 5580 080 AN 5580 089 AO 5580 088 AW 5580 060 WN 5580 069 WR	FCA-F40 5580 030 AN 5580 039 AO 5580 038 AW				
161-3/72 	INKA-U161-3 5510 020 AN 5510 022 AO 5510 023 AW	FCA-F80 5580 080 AN 5580 089 AO 5580 088 AW 5580 060 WN 5580 069 WR		INKA-IH161-3 5510 300 AN 5510 302 AO	INKA-YH161-3 5510 310 AN 5510 313 AW	INKA-LSU161-3 5510 320 AN	
217-2/72 	INKA-U217-2 5514 000 AN 5514 002 AO 5514 003 AW	FCA-F80 5580 080 AN 5580 089 AO 5580 088 AW 5580 060 WN 5580 069 WR		INKA-IH217-2 5514 100 AN 5514 102 AO 5514 103 AW	INKA-YH217-2 5514 110 AN 5514 112 AO		

AN= Aluminium, Natural anodized
 AO= Aluminium, Optional powder coated
 AW= Aluminium, White powder coated
 AW= White NCS
 WR= White RAL
 GR= Grey

← = Left hand
 → = Right hand
 ↑ = Up, riser
 ↓ = Down, dropper

						
T-piece	Stop end	Joint cover	Wall collar	Cable shelf	Cable clip	Joining piece
INKA-TSU161-2 5510 240 AN ↑ 5510 242 AO 5510 243 AW	INKA-ES161 5510 170 AN 5510 172 AO 5510 173 AW INKA-ES161 5510 160 WN 5510 161 GR	TTI-US161-2 5590 060 AN 5590 069 AO 5590 068 AW	TTI-R2 161 5590 760 WN TTI-CR 161 5594 615 WR 5594 616 WN	TTI-KH72 5590 312 5590 314 TTI-KH272 5590 319	TTI-KHK 5590 340	INKA-SSA 5590 112
	INKA-ESV161-2 5590 260 AN ← 5590 264 AW ← INKA-ESH161-2F 5590 265 AN → 5590 269 AW →			TTI-KH72 5590 312 5590 314 TTI-KH272 5590 319	TTI-KHK 5590 340	INKA-SSA 5590 112
	INKA-ES161 5510 170 AN 5510 172 AO INKA-ES161 5510 160 WN 5510 161 GR	TTI-US161-3 5590 070 AN 5590 073 AO 5590 075 AW 5590 071 AW	TTI-R2 161 5590 760 WN TTI-CR 161 5594 615 WR 5594 616 WN	TTI-KH72 5590 312 5590 314 TTI-KH272 5590 319	TTI-KHK 5590 340	INKA-SSA 5590 112
	INKA-ES217-2 5514 170 AN 5514 172 AO 5514 173 AW INKA-ES217 5514 160 WN 5514 161 GR	TTI-US217-2 5590 090 AN 5590 092 AO 5590 093 AW	INKA-R2 217-2 5590 773 WR 5590 770 WN	TTI-KH72 5590 312 5590 314 TTI-KH272 5590 319	TTI-KHK 5590 340	INKA-SSA 5590 112


Trunking base

Type	Colour	Dimensions A/B/C (mm)	Qty per package	EAN code	Ref. No.
Trunking base, one compartment					
Trunking base for wall surface mounting or on brackets. Can be divided into compartments by cable shelves. To be used together with a front cover. Intended mainly for installation at mid-wall (window-sill) or skirting level. Material: Aluminium.					
INKA-U101	Natural	101/72/2500	4	7315885504004	5504 000
	Optional			7315880035091	5504 002
	White NCS			7315880036210	5504 003
INKA-U123	Natural	123/72/2500	4	7315885507005	5507 000
	Optional			7315880036456	5507 002
	White NCS			7315880036463	5507 003
INKA-U152	Natural	100/52/2500	4	7315885519084	5519 080
	Optional			7315880026013	5519 082
	White NCS			7315880048831	5519 084
INKA-U161-3	Natural	161/72/2500	4	7315885510029	5510 020
	Optional			7315880036708	5510 022
	White NCS			7315880036715	5510 023
INKA-U165W	Natural	165/52/2500	4	7315885513006	5513 000
Same as above but in optional length, unit metre. Material: Aluminium.					
INKA-U101	Natural	100/72/Optional	—	7315885504806	5504 800
	White NCS			7315880036432	5504 803
INKA-U123	Natural	123/72/ Optional	—	7315885507807	5507 800
	Optional			7315880036616	5507 802
	White NCS			7315880036623	5507 803
INKA-U152	Natural	100/52/ Optional	—	7315885598126	5598 120
	White NCS			7315880106937	5598 121
Trunking base, two compartments					
Trunking base for wall surface mounting or on brackets. Divided into an upper and a lower compartment by an integrated partition wall, which is pre-punched every 200 mm. Can be divided into further compartments by cable shelves. To be used with 80 mm front cover. Intended mainly for installation at mid-wall (window-sill) or skirting level. Material: Aluminium.					
INKA-U161-2	Natural	161/72/2500	4	7315885510012	5510 010
	Optional			7315880036678	5510 012
	White NCS			7315880036685	5510 013
INKA-U217-2	Natural	217/72/2500	2	7315885514003	5514 000
	Optional			7315880037316	5514 002
	White NCS			7315880037323	5514 003
Same as above but in optional length, unit metre. Material: Aluminium.					
INKA-U161-2	Natural	161/72/Optional	—	7315885510814	5510 810
	White NCS			7315880037262	5510 813
Trunking base with flange, one compartment					
Trunking base with flange for mounting flush with the wall. Can be divided into further compartments by cable shelves. Also suitable for use as feeder trunking. Material: Aluminium.					
INKA-U123-4	Natural	123/72/2500	4	7315885506312	5506 310
	White NCS			7315880005759	5506 318
	Optional			7315880024569	5506 319
Same as above but in optional length, unit metre. Material: Aluminium.					
INKA-U123-4	White NCS	123/72/ Optional	—	7315885598225	5598 220
Trunking base with flange, two compartments					
Trunking base with flange for mounting flush with the wall. Divided into an upper and a lower compartment by an integrated partition wall, which is pre-punched every 200 mm. Can be divided into further compartments by cable shelves. Also suitable for use as feeder trunking. Material: Aluminium.					
INKA-U161-2F	Natural	161/72/2500	4	7315885512412	5512 410
	White NCS			7315880005865	5512 418

PG1399



PG1397



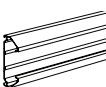
PG1398



PG1445



LG3870



PG1399



PG1397



PG1398



PG1403



PG1402



PG1403









PG1401



PG1400








Corner sections








Type	Colour	Dimensions A/B/C (mm)		Qty per package	EAN code	Ref. No.	
Internal corner							
Internal corner with 80 mm front opening. Can be divided into compartments by cable shelves. To be used together with front cover. Material: Aluminium.							
P61435		INKA-IH101	Natural	100/200/200*	1	7315885504103	5504 100
			Optional			7315880036234	5504 102
			White NCS			7315880036241	5504 103
P61439		INKA-IH123	Natural	123/200/200*	1	7315885507104	5507 100
			Optional			7315880036487	5507 102
			White NCS			7315880036494	5507 103
P61483		INKA-IH123-4	Natural	145/200/200*	1	7315885506619	5506 610
			White NCS			7315880061298	5506 614
P61485		INKA-IH152	Natural	100/200/200*	1	7315885575257	5575 250
			White NCS			7315880050049	5575 254
P61467		INKA-IH161-3	Natural	161/200/200*	1	7315885510302	5510 300
			Optional			7315880037040	5510 302
L63980		INKA-IH165W	Natural	165/200/200*	1	7315885513105	5513 100
Internal corner with 80 and 40 mm front openings. Divided into an upper and a lower compartment by an integrated partition wall. Can be divided into further compartments by cable shelves. To be used together with front cover. Material: Aluminium.							
P61431		INKA-IH161-2	Natural	161/200/200*	1	7315885510203	5510 200
			Optional			7315880036869	5510 202
			White NCS			7315880036876	5510 203
P61484		INKA-IH217-2	Natural	217/200/200*	1	7315885514102	5514 100
			Optional			7315880037347	5514 102
			White NCS			7315880037354	5514 103
Internal corner, adjustable, type TTI							
Open internal corner that covers the opening between two trunking lengths installed in an angle to one another. The corner section is made up by two parts which can be moved against one another to create the required angle. Angle adjustment 90–135°. Degree of protection: IP40, provided that the trunking system is mounted direct on the wall. For TTI-IH123, covering plate TTI-BP can be used to reach IP20 when the system is mounted on brackets. Material: PC/ABS.							
P63661		TTI-IH100	White RAL 9016	100/52/140	1	7315885589155	5589 150
			White RAL 9010			7315880106050	5589 151
		TTI-IH123	White RAL 9016	123/72/145	1	7315885589179	5589 170
			White RAL 9010			7315880106074	5589 171
External corner kit							
External corner kit with 80 mm front opening, including front cover. Can be divided into compartments by cable shelves. Material: Aluminium.							
P61438		INKA-YH101	Natural	100/200/200*	1	7315885504110	5504 110
			Optional			7315880036265	5504 112
			White NCS			7315880036272	5504 113
P61433		INKA-YH123	Natural	123/200/200*	1	7315885507111	5507 110
			Optional			7315880036517	5507 112
			White NCS			7315880036524	5507 113
P61436		INKA-YH152	Natural	100/200/200*	1	7315885575264	5575 260
			White NCS			7315880050056	5575 264
P61480		INKA-YH161-3	Natural	161/200/200*	1	7315885510319	5510 310
			White NCS			7315880037088	5510 313
L63900		INKA-YH165W	Natural	165/200/200*	1	7315885513112	5513 110

* Wall-side measure.






Corner sections

Type	Colour	Dimensions A/B/C (mm)	Qty per package	EAN code	Ref. No.		
External corner kit							
External corner kit with 80 and 40 mm front openings, including front covers. Divided into an upper and a lower compartment by an integrated partition wall. Can be divided into further compartments by cable shelves. Material: Aluminium.							
PG1432		INKA-YH161-2	Natural	161/200/200*	1	7315885510210	5510 210
			Optional			7315880036890	5510 212
			White NCS			7315880036906	5510 213
PG1481		INKA-YH217-2	Natural	217/200/200*	1	7315885514119	5514 110
			Optional			7315880037378	5514 112
			White NCS			7315880037385	5514 113
External corner, adjustable, type TTI							
Open external corner that covers the opening between two trunking lengths installed in an angle to one another. The corner section is made up by two parts which can be moved against one another to create the required angle. Angle adjustment 85–135°. Degree of protection: IP40, provided that the trunking system is mounted direct on the wall. For TTY-IH123, covering plate TTI-BP can be used to reach IP20 when the system is mounted on brackets. Material: PC/ABS.							
PG3062		TTI-YH100	White RAL 9016	100/52/110	1	7315885589506	5589 500
			White RAL 9010			7315880106098	5589 501
			Alu metallic			7315880106104	5589 502
PG3062		TTI-YH123	White RAL 9016	123/72/145	1	7315885589520	5589 520
			White RAL 9010			7315880106111	5589 521
			Alu metallic			7315880106128	5589 522
Covering plate type TTI							
Covering plate for internal and external corners TTI-IH/YH123. The covering plate is snapped into the trunking length and covers the opening behind internal and external corners. By using this plate, IP20 degree of protection will be reached when the trunking is mounted on brackets. Suitable for installation trunking size 123x72. Material: PE.							
LE8060		TTI-BP	White	112/35/250	1	7315885586024	5586 025








Bends

Bend, 90°, kit							
90° bend with 80 mm front opening. Kit including 225 mm front cover. Can be divided into compartments by cable shelves. Some sizes available as a riser or a dropper. Material: Aluminium.							
PG1434		INKA-LSN101	White NCS	200/72/200	1	7315880036333	5504 133
		INKA-LSU101	Natural	200/72/200	1	7315885504127	5504 120
PG1430		INKA-LS123	White NCS	200/72/200	1	7315880036302	5504 123
			Natural	200/72/200	1	7315885507128	5507 120
			Optional			7315880036548	5507 122
PG1391		INKA-LSU152	Natural	200/52/200	1	7315885575271	5575 270
			White NCS			7315880050063	5575 274
LE1528		INKA-LSU161-3	Natural	200/72/200	1	7315885510326	5510 320
LE3910		INKA-LS165W	Natural	200/52/200	1	7315885513129	5513 120
90° bend with 80 and 40 mm front openings. Kit including 225 mm front cover. Divided into an upper and a lower compartment by an integrated partition wall. Can be divided into further compartments by cable shelves. Available as a riser or a dropper. Material: Aluminium.							
PG1390		INKA-LSN161-2	Natural	200/72/200	1	7315885510234	5510 230
		INKA-LSU161-2	White NCS	200/72/200	1	7315880036968	5510 233
PG1390		INKA-LSU161-2	Natural	200/72/200	1	7315885510227	5510 220
			Optional			7315880036920	5510 222
			White NCS			7315880036937	5510 223



Bends

Type	Colour	Dimensions A/B/C (mm)	Qty per package	EAN code	Ref. No.		
T-piece, kit							
T-piece with 80 mm front opening. Kit including 225 mm front cover. Can be divided into compartments by cable shelves. Some sizes available as a riser. Material: Aluminium.							
PG1392		INKA-TSU101 Riser	Natural	200/72/200	1	7315885504141	5504 140
PG1952		INKA-TS123	Natural Optional White NCS	200/72/200	1	7315885507142 7315880036579 7315880036586	5507 140 5507 142 5507 143
PG1437		INKA-TSU152 Riser	Natural White NCS	200/52/200	1	7315885575288 7315880050070	5575 280 5575 284
LG3920		INKA-TS165W	Natural	260/52/360	1	7315885513136	5513 130
T-piece with 80 and 40 mm front openings. Kit including 225 mm front covers. Divided into an upper and a lower compartment by an integrated partition wall. Can be divided into further compartments by cable shelves. Available as a riser. Material: Aluminium.							
PG1490		INKA-TSU161-2 Riser	Natural Optional White NCS	260/72/360	1	7315885510241 7315880036982 7315880036999	5510 240 5510 242 5510 243





Stop ends

Stop end							
Stop end intended to cover the ends of the trunking base. Available as left-hand and right-hand type for INKA-123-4. Material: ABS or Aluminium.							
PG1427		INKA-ES101 ABS	Grey White NCS White RAL 9010	103/33/75	1	7315880035107 7315885504165 7315880048121	5504 161 5504 160 5504 163
		INKA-ES101 Aluminium	Natural Optional White NCS	100/26/72	1	7315885504172 7315880044635 7315880044642	5504 170 5504 172 5504 173
PG1424		INKA-ES123 ABS	Grey White NCS	123/-/75	1	7315880035114 7315885507166	5507 161 5507 160
		INKA-ES123 Aluminium	Optional Natural White NCS	123/27/72	1	7315880044666 7315885507173 7315880044673	5507 172 5507 170 5507 173
PG1939		INKA-ESH123-4 Aluminium, right	Optional Natural White NCS	145/72	1	7315880034490 7315880034476 7315880061304	5590 208 5590 205 5590 209
		INKA-ESV123-4 Aluminium, left	Optional Natural White NCS	145/72	1	7315880034469 7315880034445 7315885590205	5590 203 5590 200 5590 204
PG1508		INKA-ES152 Aluminium	Natural Optional White NCS	100/52/2	1	7315885591059 7315880026594 7315880051671	5591 050 5591 052 5591 054
P13937		INKA-ES161 ABS	Grey White NCS	165/75/-	1	7315880035121 7315885510166	5510 161 5510 160
P139339		INKA-ES161 Aluminium	Natural Optional White NCS	161/72/28	1	7315885510173 7315880044741 7315880044758	5510 170 5510 172 5510 173
LG3880		INKA-ES165W Aluminium	Natural	165/52/2	1	7315885513143	5513 140
PG1963		INKA-ES217-2 ABS	Grey White NCS White RAL 9010	220/-/75	1	7315880035138 7315885514164 7315880048145	5514 161 5514 160 5514 163
		INKA-ES217-2 Aluminium	Optional Natural White NCS	217/28/72	1	7315880044772 7315885514171 7315880044789	5514 172 5514 170 5514 173





Stop ends

Type	Colour	Dimensions A/B/C (mm)	Qty per package	EAN code	Ref. No.	
Stop end						
Stop end intended to cover the ends of the trunking base. With flange for flush mounting. Material: Aluminium.						
P61505 	INKA-ESV161-2F Left-hand	Natural White NCS	185/72/33	1	7315885590267 7315880057369	5590 260 5590 264
	INKA-ESH161-2F Right-hand	Natural White NCS	185/72/33	1	7315880031925 7315880057376	5590 265 5590 269
Bracket for stop end						
Bracket for extra strong fixing of ABS stop ends for INKA. Suitable for INKA-ES101, -ES161 and -ES217-2. Material: Sheet steel.						
P61750 	TTI-FE	—	35/34/18	1	7315885590199	5590 190

Front covers type FCA

Aluminium Front covers						
Front cover for service carriers with 40 and 80 mm front opening respectively. Material: Aluminium, natural anodized or powder coated.						
P61883 	FCA-F40	Natural anodized	40/13/2500	8	7315885580039	5580 030
		White NCS			7315880006817	5580 038
		Optional			7315880006824	5580 039
P61884 	FCA-F80	Natural anodized	80/13/2500	8	7315885580084	5580 080
		White NCS			7315880006930	5580 088
		Optional			7315880006947	5580 089
PVC Front covers						
Front cover for service carriers with 80 mm front opening. Material: PVC.						
P61885 	FCA-F80	White NCS White RAL 9010	80/13/2500	8	7315885580060 7315880006909	5580 060 5580 069
Front cover brace						
Front cover brace for front covers F40 and F80 respectively. Used to maintain correct front cover retention in cases of heavy cable loads. Material: Steel, electroplated.						
P61521 	FCA-B40	—	10/14/41	10	7315885580909	5580 910
	FCA-B80	—	10/14/81	10	7315885580916	5580 900








Wall brackets with accessories type TTA

Adjustable wall brackets						
Adjustable wall bracket for wall-mounting of trunking. Suitable for use together with ventilation-rib holder kit TTA-GH1 or rib holder TTA-GH6. Material: Steel, unpainted/Aluminium.						
P61880 	TTA-TN50	Adjustable 50–70	121/67/50	10	7315885583573	5583 570
	TTA-TN70	Adjustable 70–110	121/67/70	10	7315880095118	5583 572
	TTA-TN110	Adjustable 110–170	121/67/110	10	7315880095125	5583 574
	TTA-TN160	Adjustable 160–260	180/67/160	10	7315880095132	5583 576
Adjustable wall bracket including loose plastic rib holder TTA-GH1 with steel clamp, for wall-mounting of trunking. The loose rib holder is suitable for ventilation ribs TTA-G10 and TTA-G3. Material: Steel, unpainted, PC/ABS.						
P111360 	TTA-KVS60A	Adjustable 30–60	77/30/28	10	7315885583603	5583 608
Fixed wall bracket						
Fixed wall bracket for wall-mounting of trunking. Material: Aluminium, untreated.						
P135916 	TTA-KV15	—	113/23/28	10	7315885583016	5583 010
P138317 	TTA-KV35	—	130/43/28	10	7315880010241	5583 014







Wall brackets with accessories type TTA

Type	Colour	Dimensions A/B/C (mm)	Qty per package	EAN code	Ref. No.
Fixed wall bracket with integrated rib holder					
Fixed wall bracket with integrated rib holder, for wall-mounting of trunking. The integrated rib holder is suitable for ventilation rib TTA-G10. Material: Aluminium, untreated.					
TTA-KV35-1	—	130/43/28	10	7315880010258	5583 016
TTA-KV56-2	—	130/64/28	10	7315880010265	5583 018
TTA-KV79-3	—	130/86/28	10	7315885583023	5583 020
TTA-KV101-4	—	132/109/28	10	7315880010272	5583 022
TTA-KV123-5	—	132/131/28	10	7315880010289	5583 024
TTA-KV146-6	—	130/153/28	10	7315880010296	5583 026
Fixed wall bracket with loose rib holder					
Fixed wall bracket including loose plastic rib holder TTA-GH1 with steel clamp, for wall-mounting of trunking. The loose rib holder is suitable for ventilation ribs TTA-G10 and TTA-G3. Material: Aluminium, untreated, PC/ABS.					
TTA-KV35	—	132/43/28	10	7315885583030	5583 034
TTA-KV56	—	132/64/28	10	7315880029915	5583 036
TTA-KV79	—	132/86/28	10	7315880029922	5583 038
TTA-KV101	—	132/109/28	10	7315885583047	5583 040
TTA-KV123	—	132/131/28	10	7315880029939	5583 042
TTA-KV146	—	132/153/28	10	7315880029946	5583 044
Ventilation-rib holder					
Rib holder to fix ventilation ribs G3 and G10 on the wall brackets. Suitable for TTA-TN, TTA-KV and TTA-KVS. Material: PC/ABS.					
TTA-GH6	Grey	15/120/34	10	7315880030034	5590 453
Ventilation-rib holder, kit					
Kit including 10 plastic rib holders and 10 steel clamps, to be used to fix ventilation ribs G3 and G10 on the wall brackets. Suitable for TTA-TN, TTA-KV and TTA-KVS. Material: PC/ABS (rib holder), steel (clamp).					
TTA-GH1	Grey	15/120/34	1	7315880079873	5590 456
Ventilation rib					
Ventilation rib to be used together with wall bracket for trunking and ventilation-rib holder. Material: Aluminium, natural anodized or powder coated.					
TTA-G3	Anodized White NCS White RAL 9010 Optional	20/3/2500	40	7315885590489 7315880028949 7315880031987 7315880032533	5590 480 5590 481 5590 482 5590 483
TTA-G10	White RAL 9010 Anodized White NCS Optional	20/10/2500	16	7315880031956 7315885590434 7315880011842 7315880011903	5590 424 5590 430 5590 431 5590 439
Jointing piece					
Jointing piece to be used for jointing of ventilation ribs. Material: Aluminium, untreated.					
TTA-GS3	—	9/6/30	10	7315880028956	5590 486
TTA-GS10	—	13/10/100	8	7315885590441	5590 440
Washer					
Washer to be used between bracket and wall or trunking and wall, to compensate for uneven walls. Material: PP.					
TTA-KM3	Grey	114/3/38	10	7315885583405	5583 408
TTA-KM5	Grey	114/5/38	10	7315885583412	5583 410

Cable shelves type TTI

Type	Colour	Dimensions A/B/C (mm)	Qty per package	EAN code	Ref. No.	
Single cable shelf						
Single cable shelf to be used to divide the trunking into compartments, for the separation of cables. Material: PVC or aluminium, see below.						
P61423 	TTI-KH52	White PVC	10/46/500	50	7315885590311	5590 310
	For 52 mm deep trunking					
P61405 	TTI-KH72	Anodized aluminium	12/62/500	50	7315880011576	5590 312
	For 72 mm deep trunking					
Double cable shelf						
Double cable shelf to be used to divide the trunking into compartments, for the separation of cables. Material: PVC or PC/ABS, see below.						
P62067 	TTI-KH252	White PVC	58/46/500	20	7315885590328	5590 322
	For 52 mm deep trunking					
P61404 	TTI-KH272	White PVC	64/59/500	20	7315880071341	5590 319
	For 72 mm deep trunking					
P61404 	TTI-KH272C	White PC/ABS	64/59/500	20	7315880089377	5590 311
	For 72 mm deep trunking					
Cable clip						
Cable clip to be snap-fitted onto the cable shelf, used to retain the cables in their place. Material: PA (TTI-KL52), ABS (TTI-KHK).						
P61936 	TTI-KL52	Black	13/25/40	50	7315880011644	5590 346
	For TTI-KH252					
P61514 	TTI-KHK	Brown	6/43/34	100	7315885590342	5590 340
	For TTI-KH72					

Joint cover pieces type TTI

Joint cover piece, kit							
Joint cover kits including two or three joint cover pieces to cover joints between trunking sections. Material: Aluminium, untreated, anodized or powder coated.							
P61735 	TTI-US100	Natural	—/45/52	10	7315885590007	5590 000	
	For 52 mm deep trunking						
	White NCS White RAL 9010 7315880037699 5590 002 7315880046059 5590 003						
P61747 	TTI-US101	Natural	—/45/72	10	7315885590038	5590 030	
	For 72 mm deep trunking						
	White NCS Optional 7315880027942 5590 033 7315880026495 5590 032						
P61748 	TTI-US123	Natural	—/45/72	10	7315880010982	5590 035	
	For 72 mm deep trunking						
	White NCS White RAL 9010 7315880010999 5590 036 7315880027966 5590 040 7315885590045 5590 041 7315880011026 5590 039						
	P61740 	TTI-US161-2	Natural	—/45/72	1	7315885590069	5590 060
		For 72 mm deep trunking					
White NCS Optional 7315880011071 5590 068 7315880011088 5590 069							
P61743 	TTI-US161-3	Natural	—/45/72	10	7315885590076	5590 070	
	For 72 mm deep trunking						
	White NCS White RAL 9010 7315880046080 5590 075 7315880011095 5590 071 7315880022022 5590 073						
	P61744 	TTI-US217-2	Natural	—/45/72	1	7315885590090	5590 090
For 72 mm deep trunking							
White NCS Optional 7315880011118 5590 093 7315880023852 5590 092							


Wall frames/collars type INKA and TTI

Type	Colour	Dimensions A/B/C (mm)	Qty per package	EAN code	Ref. No.
Wall frame					
Wall frame made up by two parts which are assembled and mounted on the trunking by means of two rubber mouldings. The frame has a flange against the trunking. To be used to cover a trunking passage through the wall or to make an attractive finish of the trunking against a wall. Material: ABS.					
TTI-CR100 For 100x52 mm trunking	White NCS White RAL 9010	170/25/120	1	7315885594517 7315880071884	5594 511 5594 510
TTI-CR123 For 123x72 mm trunking	White NCS White RAL 9010	193/25/140	1	7315880066637 7315885594579	5594 576 5594 575
TTI-CR161 For 161x72 mm trunking	White NCS White RAL 9010	231/25/140	1	7315880066644 7315885594616	5594 616 5594 615
Wall collar INKA					
Wall collar to be used to cover a trunking passage through the wall or to make an attractive finish of the trunking against a wall. Material: ABS.					
INKA-R2 For 123	White NCS White RAL 9010	253/8/142	1	7315885590755 7315880046134	5590 750 5590 753
INKA-R2 For 217-2	White NCS White RAL 9010	284/8/142	1	7315885590779 7315880030881	5590 770 5590 773
Wall collar TTI					
Wall collar made up by two parts that are snapped together. To be used to cover a trunking passage through the wall or to make an attractive finish of the trunking against a wall. Material: ABS.					
TTI-R2 100 For 152	White RAL 9010 White NCS	161/2.5/103	1	7315880028048 7315885590724	5590 729 5590 720
TTI-R2 101 For 101	White NCS	176/8/107	1	7315885590731	5590 730
TTI-R2 123 For 123	White NCS	199/8/142	1	7315885590748	5590 740
TTI-R2 161 For 161-2, 161-3	White NCS	238/8/142	1	7315885590762	5590 760

Other accessories type INKA and TTI

Grommet					
Grommet to be used for protection of the cable when it passes through a drilled hole in the trunking. Material: PA.					
INKA-GF19	White	Ø 19	10	7315885902107	5902 100
Joining pieces					
Clamp for jointing and earthing of the trunking base. To be mounted in the jointing slot of the trunking. Material: Aluminium.					
INKA-SSA	Natural	8/32/60	20	7315880011200	5590 112
INKA-SSJ Including screws	Natural	8/32/60	20	7315885590113	5590 110
Mounting washer					
Mounting washer provided with screw hole for mounting to the wall by means of a countersunk screw. The mounting washers are to be placed on the wall along a chalk lining. The trunking is then easily hung on the mounting washers and screw-fixed directly to the wall. Suitable for INKA-123, 161-2, 161-3 and 217-2. Material: PA, injection moulded.					
TTI-MB	Black	5/15/19	100	7315885590182	5590 180
Cup washer					
Cup washer to cover screw heads inside the trunking in order to protect single-insulated cables. Material: PE.					
TTI-KB	Black	Ø13	100	7315885590526	5590 520

Other accessories type INKA and TTI

Type	Colour	Dimensions A/B/C (mm)	 Qty per package	EAN code	Ref. No.
Earthing clamps					
Earthing clamp for aluminium trunking and accessories. To be turned into the earthing slot of the trunking. Intended for an area of max. 4 mm ² . Material: Steel, zinc coated.					
TTI-JB	—	18/12/22	10	7315885590502	5590 500
Earthing clamp to be used to connect a flat pin to the earthing slot of aluminium trunking. The earthing clamp is fixed in the earthing slot by turning it 90° with a screwdriver. Material: Stainless steel.					
TTI-JB2	—	12/11/8	25	7315880115335	5590 501
Earth wires					
Earth wire to be used to bond the front cover to the trunking base. Material: Copper (conductor).					
TTI-JK300	Yellow/green	Length 300	10	7315880051633	5590 505
Earth wire including cable clip, to be used to bond the front cover to the trunking base. The cable clip has an extra connection for an additional cable clip. Material: Copper (conductor).					
TTI-JKE300	Yellow green	Length 300	10	7332418015530	5590 513
Earth wire including cable clips, to be used to bond the front cover to the trunking base. Material: Copper (conductor).					
TTI-JKF300	Yellow/green	Length 300	1	7315880035947	5590 506
Sound insulation strips					
Sound insulation strip to be used for sound absorbing up to 53 dB when a trunking passes through a wall. Supplied in a set of four for up to four compartments. Material: Foam plastic.					
TTI-T3045	Black	30/45/350	1	7315885590410	5590 410
TTI-T5070	Black	50/70/350	1	7315880011828	5590 414

PR1897



PR0900



L32120



PR3575



PR5795



PR1637



INKA aluminium trunking

Technical description

Technical data

Standards and certificates	The products comply with the standard EN50085-1 The products satisfy the provisions for CE marking according to the Low Voltage Directive 73/23/EEC and 93/68/EEC. The products comply with the RoHS directive 2002/95/EC (Restriction of Hazardous Substances)
----------------------------	---

Material data INKA

Material	Aluminium, SS:4104, DIN Al Mg Si 0,5, BS:H9
Density	2.7 g/cm ³
Linear expansion	24x10 ⁻⁶ /°C
Surface treatment	Natural anodizing or powder coating
Colour spec.	<ul style="list-style-type: none"> • White RAL 9010 • White NCS 0402-B91G • Optional acc. to customer choice (use the Ref. No. and add the desired NCS or RAL colour and gloss).

Material data FCA

Material	Extruded aluminium
Density	2.7 g/cm ³
Linear expansion	24x10 ⁻⁶ /°C
Surface treatment	Natural anodizing or powder coating
Colour spec.	<ul style="list-style-type: none"> • White NCS 0402-B91G • White RAL 9010 • Optional acc. to customer choice (use the Ref. No. and add the desired NCS or RAL colour and gloss).

Material	PVC (self-extinguishing, lead and cadmium-free)
Density	1.5 g/cm ³
Linear expansion	60x10 ⁻⁶ /°C
Water absorption	Less than 0.2%
Volume resistivity	>10 ¹³ Ω cm
Flammability prop.	UL 94 V0 (0.8 mm)
Colour spec.	<ul style="list-style-type: none"> • White RAL 9010 • White NCS 0401-Y62R

Material data TTA

Material	Steel
Density	7.8 g/cm ³
Surface treatment	Galvanized
Colour spec.	Unpainted

Material	Aluminium SS 4104
Density	2.7 g/cm ³
Colour spec.	<ul style="list-style-type: none"> • Unpainted • White RAL 9010 • White NCS 0402-B91G • Optional acc. to customer choice (use the Ref. No. and add the desired NCS or RAL colour and gloss).

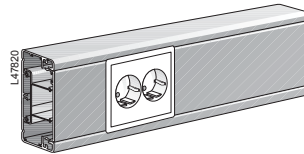
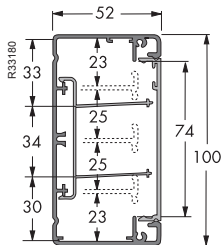
Material	PC/ABS (polycarbonate/acrylonitrile-butadiene-styrene)
Density	1.14 g/cm ³
Colour.	Grey

Material	PP (polypropylene)
Density	0.99 g/cm ³
Colour	Grey

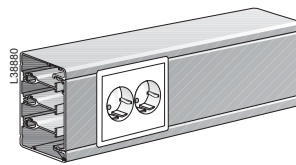
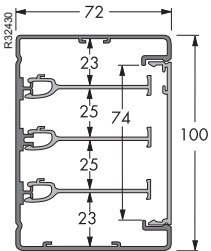
Material data TTI

Material	PC/ABS (polycarbonate/acrylonitrile-butadiene-styrene)
Density	1.14 g/cm ³
Linear expansion	70x10 ⁻⁶ /°C
Water absorption	0.6%
Volume resistivity	>10 ¹³ Ω cm
Dielectric strength	19 kV/mm
Fire rating	UL 94 V0
Impact resistance	2 J (medium acc. to EN 50085-1)
Colour spec.	<ul style="list-style-type: none"> • White RAL 9010 • White RAL 9016 • Light grey (aluminium metallic)
Material	ABS (acrylonitrile-butadiene-styrene)
Density	1.07 g/cm ³
Colour spec.	<ul style="list-style-type: none"> • White NCS S 0502-B • White RAL 9010 • Brown NCS 8203-Y63R
Material	PVC (self-extinguishing, lead and cadmium-free)
Density	1.5 g/cm ³
Linear expansion	60x10 ⁻⁶ /°C
Colour	White, unspecified
Material	PE (polyethylene, halogen-free)
Density	0.96 g/cm ³
Water absorption	0.06%
Fire rating	UL 94 HB
Chemical resistance	Resistant to lubricants, fuel, refrigerants, enamels and paints, detergents and degreasing agents. Not resistant to acids.
Colours	<ul style="list-style-type: none"> • White • Black
Material	PA (polyamide)
Density	1.16 g/cm ³
Linear expansion	100x10 ⁻⁶ /°C
Fire rating	UL 94 V-0
Colour	Black
Material	Stainless steel SS
Density	7.9 g/cm ³
Linear expansion	16.5x10 ⁻⁶ /°C
Material	Aluminium SS 4106
Density	2.7 g/cm ³
Linear expansion	70x10 ⁻⁶ /°C
Surface treatment	Natural anodizing 5–10 µm or powder coating
Colour spec.	<ul style="list-style-type: none"> • White NCS 0402-B91G • White RAL 9010 • White RAL 9016 • Optional acc. to customer choice (use the Ref. No. and add the desired NCS or RAL colour and gloss).
Operative data	
Temperature range	From –20°C to +60°C
Suitable outdoors	No
Degree of protection	IP20

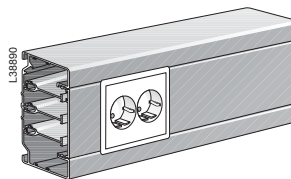
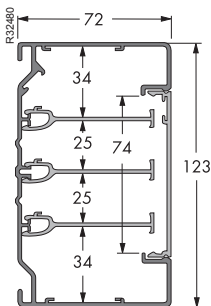
INKA-152/52
For wall surface mounting.



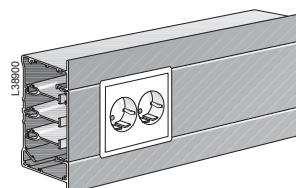
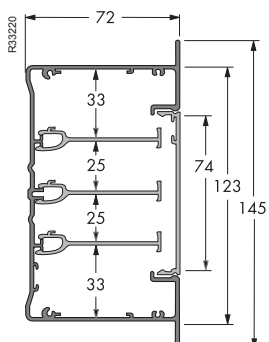
INKA-101/72
For wall surface mounting.



INKA-123/72
For wall surface mounting or on brackets.

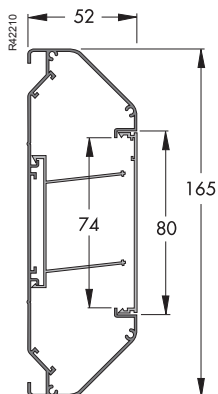


INKA-123-4/72
For flush mounting.

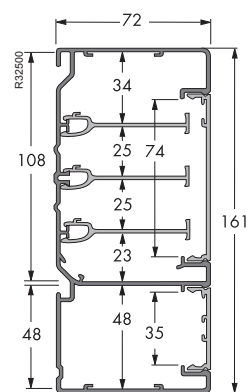
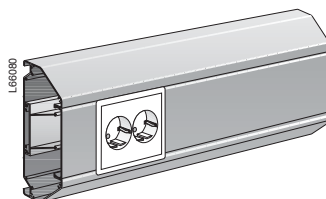


INKA aluminium trunking

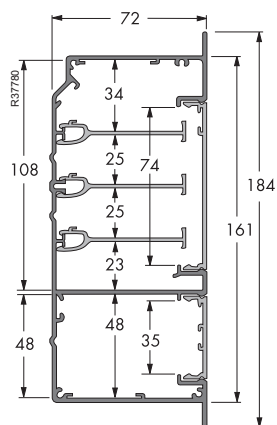
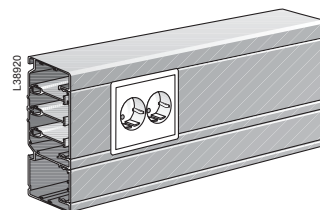
Design and dimensions



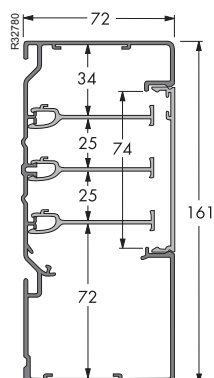
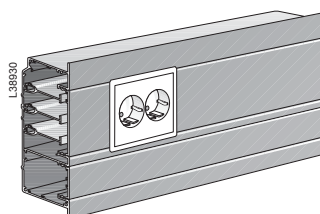
INKA-165W/52
For wall surface mounting.



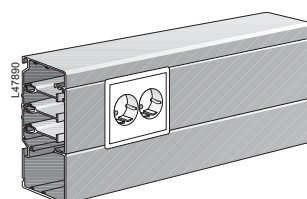
INKA-161-2/72
For wall surface mounting or on brackets. Two screened compartments with separate front covers.



INKA-161-2F/72
For flush mounting. Two screened compartments with separate front covers.

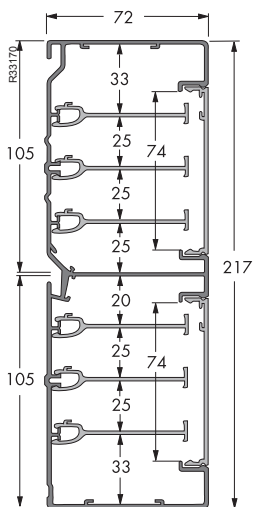


INKA-161-3/72
For wall surface mounting or on brackets.



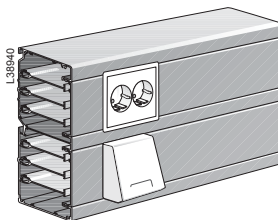
INKA aluminium trunking

Design and dimensions

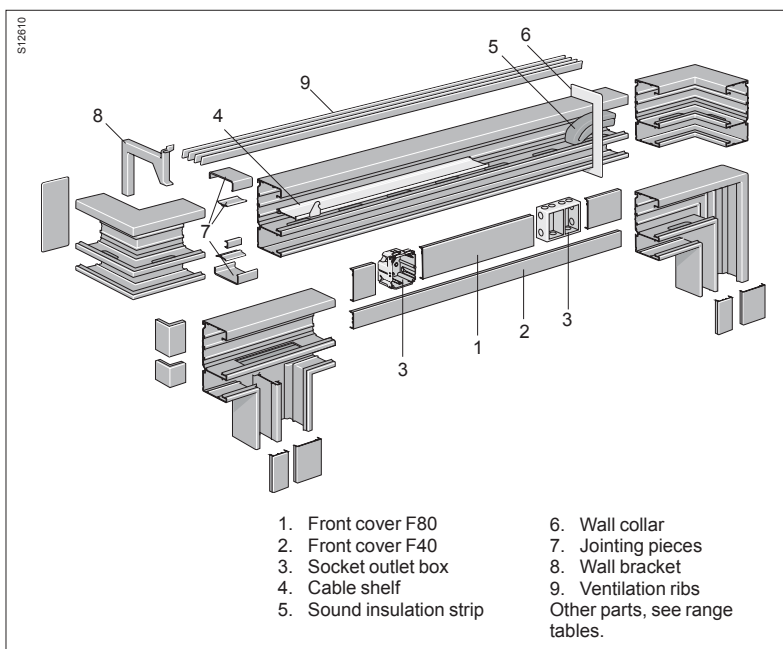


INKA-217-2/72

For wall surface mounting or on brackets. Two screened compartments with separate front covers.

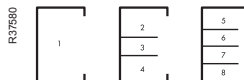


Exploded view



Cable capacity

INKA-152/52



Without mounting boxes

1	35	3429	1372	1715	2057
2	25	1007	403	504	604
3	25	902	361	451	541
4	25	968	387	484	581
5	15	702	281	351	421
6	20	759	304	380	455
7	20	759	304	380	455
8	25	809	324	405	485

With 40 mm deep MIB & CYB boxes

1	12	1162	465	581	697
2	12	439	176	220	263
3	0	0	0	0	0
4	12	434	174	217	260
5	12	445	178	223	267
6	6	86	34	43	52
7	6	87	35	44	52
8	12	435	174	218	261

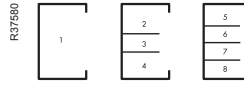
With 30 mm deep CYB boxes

1	12	1287	515	644	772
2	12	423	169	212	254
3	0	0	0	0	0
4	12	449	180	225	269
5	12	415	166	208	249
6	8	119	48	60	71
7	8	125	50	63	75
8	12	452	181	226	271

INKA aluminium trunking

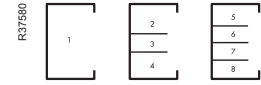
Technical description

Cable capacity INKA-101/72



Comp No	Max Ø mm	Cross section area mm ²	Cable capacity, mm ²		
			40%	50%	60%
Without mounting boxes					
1	60	5565	2226	2783	3339
2	30	1316	526	658	790
3	30	1197	479	599	718
4	25	1313	525	657	788
5	20	1303	521	652	782
6	20	1199	480	600	719
7	20	1199	480	600	719
8	20	1308	523	654	785
With 40 mm deep MIB & CYB boxes					
1	20	3334	1333	1667	2000
2	15	956	382	478	574
3	15	495	498	248	297
4	20	926	370	463	556
5	15	977	391	489	586
6	15	476	190	238	286
7	15	476	190	238	286
8	20	974	390	487	584
With 30 mm deep CYB boxes					
1	20	3580	1432	1790	2148
2	20	982	393	491	589
3	15	576	230	288	346
4	20	954	382	477	572
5	15	1037	415	519	622
6	15	522	209	261	313
7	15	522	209	261	313
8	20	1025	410	513	615

Cable capacity INKA-123-4/72

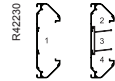


Comp No	Max Ø mm	Cross section area mm ²	Cable capacity, mm ²		
			40%	50%	60%
Without mounting boxes					
1	60	6857	2743	3429	4114
2	40	1801	720	901	1081
3	30	1197	479	599	718
4	35	1734	694	867	1040
5	30	1865	746	933	1119
6	20	1199	480	600	719
7	20	1199	480	600	719
8	30	2089	836	1045	1253
With 40 mm deep MIB & CYB boxes					
1	25	4597	1839	2299	2758
2	25	1405	562	703	843
3	15	495	198	248	297
4	20	1349	540	675	809
5	25	1634	654	817	980
6	15	476	190	238	286
7	15	476	190	238	286
8	20	1641	656	821	985
With 30 mm deep CYB boxes					
1	25	4706	1882	2353	2824
2	25	1403	561	702	842
3	15	576	230	288	346
4	20	1375	550	688	825
5	25	1597	639	799	958
6	15	522	209	261	313
7	15	522	209	261	313
8	20	1669	668	835	1001

INKA-123/72

Without mounting boxes					
1	60	6301	2520	3151	3781
2	35	1676	670	838	1006
3	30	1197	479	599	718
4	30	1700	680	850	1020
5	30	1812	765	956	1147
6	20	1199	480	600	719
7	20	1199	480	600	719
8	25	1709	684	855	1025
With 40 mm deep MIB & CYB boxes					
1	20	4523	1809	2262	2714
2	20	1318	527	659	791
3	15	495	198	248	297
4	20	1317	527	659	790
5	20	1575	630	788	945
6	15	476	190	238	286
7	15	476	190	238	286
8	20	1602	641	801	961
With 30 mm deep CYB boxes					
1	20	4786	1914	2393	2872
2	20	1347	539	674	808
3	15	576	230	288	346
4	20	1343	537	672	806
5	20	1637	655	819	982
6	15	522	209	261	313
7	15	522	209	261	313
8	20	1664	666	832	998

INKA-165W/52



Comp. No	Comp. height (internal)	Cross section area mm ²	Cable capacity, mm ²		
			40%	50%	60%
1	161	6365	2546	3182	3819
2	65	2297	918	1148	1378
3	34	1238	495	619	742
4	42	2276	910	1138	1365

